




Mortise Lock Case

Mortise Lock Case

M8700 series mortise lock cases meet the ANSI standard ANSI/BHMA A 156.13-2005 grade 2 and passed 800,000 testing cycles. Together with Genuine Yale ANSI Cylinder, M8700 mortise locks provide utmost door security.

All M8700 series mortise locks are packed with matching finishes' lock cases and cylinders. 5 pieces of silver nickel brass 6-pin dimple keys will be supplied.


It is ideal for doors with Thickness of 45mm to 55mm (also available on application to suit doors up to 75mm thick upon special request) and standard Backset 70mm (2 3/4").




M8773 PVD



5 piece of silver nickel brass keys with 6 dimple pins

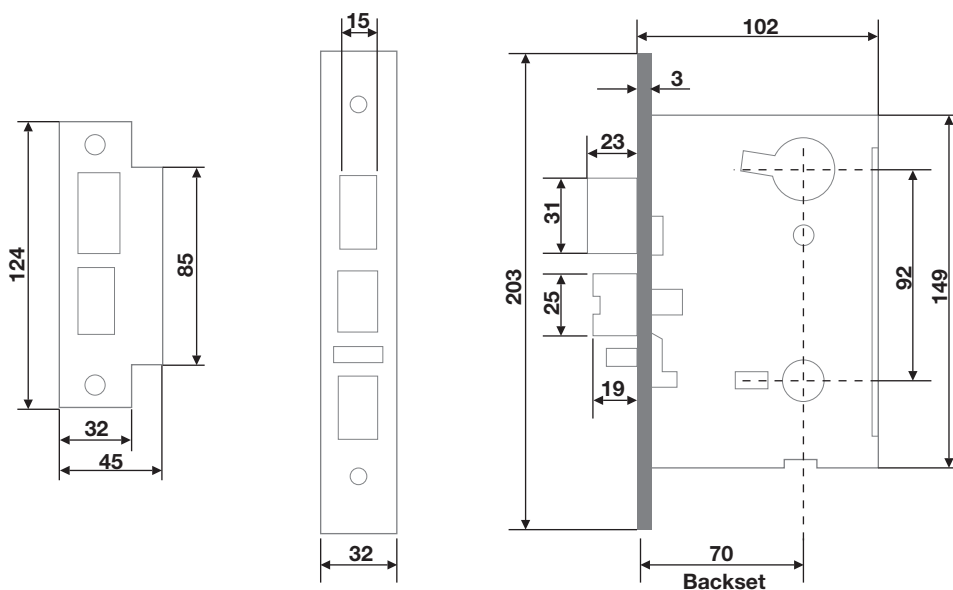


M8773 CP



M8773 SN

Lock Case Specification

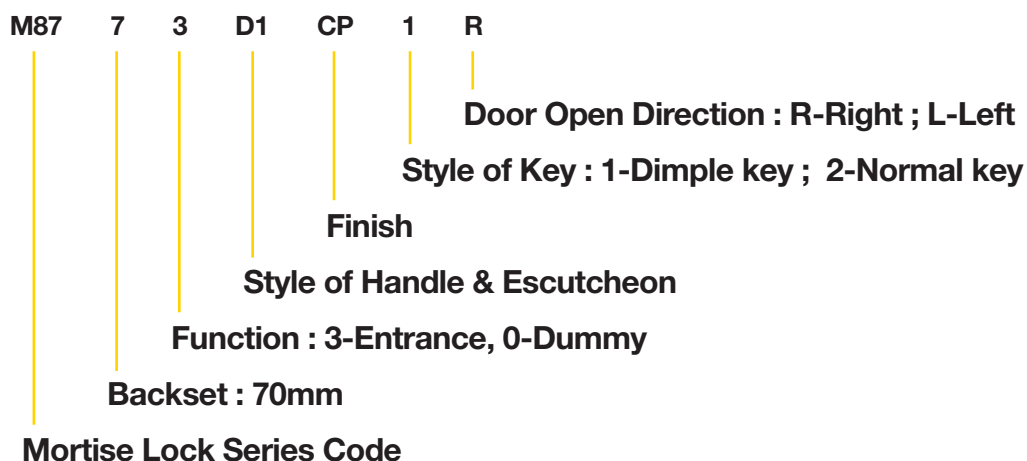


Product Specification

M8700 series ANSI Mortise Handleset Specification

- **Standard** : ANSI/BHMA A 156.13-2005 grade 2
- **Testing Cycles** : more than 800,000 cycles tested
- **Lock case** : ANSI grade 2 stainless steel mortise lock case
- **Materials** :
 - Trim & handle - forged solid brass (Class and Elegance Series)
 - solid zamak alloy (Sensation Series)
 - Forend & strike - steel for PVD & AB finishes, stainless steel for other finishes
 - Latch, dead & auxiliary bolt - cast stainless steel
 - Lock case - steel
- **Backset** : 70mm (2 3/4")
- **Door thickness** : 45~55mm standard (available from 40mm to 75mm thick door upon request)
- **Function** : Entrance, Dummy (Optional)
- **Cylinder** : Classic & Elegance Series: Normal key or 6-pin dimple key
Sensation Series: 6-pin dimple key (standard offer with construction keys)
- **No. of Keys** : Classic & Elegance Series: 5 pieces of silver nickel brass keys
Sensation Series: 2 piece of A Construction keys & 5 piece of B User keys (All in silver nickel brass keys)

How to Order



* **Door Open Direction** : Just for models with lever handle. It will be blank for models with knob handle.

How To Order

In the How to order table, please refer to the series name first and then determine the specific item number that you require. By choosing your desired Function, Handle and Escutcheon Style and Finish, you can easily determine the Handleset to meet your needs.

Classic Series

M87	7	3	AA	CP	1	R
Mortise Lock Series Code	Backset	Function Code	Style of Handle & Escutcheon	Finish	Style of Key	Door Open Direction
M87	7 Standard Backset (70mm)	3 Entrance	AA	AB Antique Brass (Only available for G1 H1 H2 J1 Handle & Escutcheon)	1 Dimple Key	R Right
		0 Dummy	BB	CP Chrome Plated (Only available for AA BB BC Handle & Escutcheon)	2 Normal Key	L Left
			BC	SN Satin Nickel (Only available for AA BB BC Handle & Escutcheon)		
			G1	PVD Physical Vapor Deposition		
			H1			
			H2			
			J1			

Elegance Series

M87	7	3	D1	CP	1	R
Mortise Lock Series Code	Backset	Function Code	Style of Handle & Escutcheon	Finish	Style of Key	Door Open Direction
M87	7 Standard Backset (70mm)	3 Entrance	D1 to D8	CP Chrome Plated	1 Dimple Key	R Right
		0 Dummy	E1 to E8	SN Satin Nickel	2 Normal Key	L Left
			F1 to F8	PVD Physical Vapor Deposition		

Sensation Series

M87	7	3	D1	CP	1	R
Mortise Lock Series Code	Backset	Function Code	Style of Handle & Escutcheon	Finish	Style of Key	Door Open Direction
M87	7 Standard Backset (70mm)	3 Entrance	L1 to L4	AB Antique Brass	1 Dimple Key*	R Right
		0 Dummy	M1 to M4	CP Chrome Plated		L Left
			N1 to N4	SN Satin Nickel		
			O1 to O4	PVD Physical Vapor Deposition		
			P1 to P4			

* 2pc A Construction keys & 5pc B User keys as standard offer.

** The product finishes shown on this brochure may differ from the actual products. Please take the actual product finishes as the standard.

